

<b>I(a) Statement Shareholding Pattern</b>			
<b>Name of the Company :</b> Garnet International Limited			
<b>Script Code:</b> 512493		<b>Class of Security:</b> EQUITY	
<b>AS ON NSDL DATA:</b> 31/03/2014		<b>CDSL DATA:</b> 31/03/2014	
<b>Partly Paid-up shares</b>	<b>No. of Partly Paid-up shares</b>	<b>As a % of total no. of Partly paid-up shares</b>	<b>As a % of total no. of shares of the Company</b>
Held by promoter/Promoter group	0	0	0
Held by public	0	0	0
Total	0	0	0
<b>Outstanding convertible securities</b>	<b>No. of Outstanding securities</b>	<b>As a % of total No. of Outstanding convertible securities</b>	<b>As a % of total No. of shares of the company, assuming full conversion of the convertible securities</b>
Held by promoter/Promoter group	0	0	0
Held by Public	0	0	0
Total	0	0	0
<b>Warrants</b>	<b>No. of Warrants</b>	<b>As a % of total no. of warrants</b>	<b>As a % of total No. of shares of the company, assuming full conversion of the convertible Warrants</b>
Held by promoter/Promoter group	0	0	0
Held by Public	0	0	0
Total	0	0	0
<b>Total paid-up capital of the company, assuming full conversion of warrants and convertible securities</b>			
	6225000		




**Garnet International Limited**

Category code	Category of Shareholder	Number of Shareholders	Total number of Shares	Number of Shares held in dematerialized form	Total Shareholding as a percentage of total shares		Shares pledged (or otherwise encumbered)	
(I)	(II)	(III)	(IV)	(V)	As a percentage of (A+B) (VI)	As a percentage of (A+B+C) (VII)	Number of shares (VIII)	As a percentage (IX) = (VIII)/(IV)*100
<b>(A)</b>	<b>PROMOTER AND PROMOTER GROUP</b>							
[1]	INDIAN							
	INDIVIDUALS / HINDU UNDIVIDED FAMILY	10	2532305	2532305	40.68	40.68	0	0
	CENTRAL GOVERNMENT / STATE GOVERNMENT(S)	0	0	0	0	0	0	0
	BODIES CORPORATE	0	0	0	0	0	0	0
	FINANCIAL INSTITUTIONS / BANKS	0	0	0	0	0	0	0
	ANY OTHER (SPECIFY)	1	500778	500778	8.04	8.04	0	0
	<b>Sub Total</b>	<b>11</b>	<b>3033083</b>	<b>3033083</b>	<b>48.72</b>	<b>48.72</b>	<b>0</b>	<b>0</b>
[2]	FOREIGN							
	INDIVIDUALS (NON-RESIDENT INDIVIDUALS / FOREIGN INDIVIDUALS)	0	0	0	0	0	0	0
	BODIES CORPORATE	0	0	0	0	0	0	0
	INSTITUTIONS	0	0	0	0	0	0	0
	QUALIFIED FORE. INVESTOR-CORPORATE	0	0	0	0	0	0	0
	QUALIFIED FORE. INVESTOR-IND	0	0	0	0	0	0	0
	ANY OTHER (SPECIFY)	0	0	0	0	0	0	0
	<b>Sub Total</b>	<b>0</b>	<b>0</b>	<b>0</b>	<b>0</b>	<b>0</b>	<b>0</b>	<b>0</b>
	<b>Total (A)</b>	<b>11</b>	<b>3033083</b>	<b>3033083</b>	<b>48.72</b>	<b>48.72</b>	<b>0</b>	<b>0</b>
<b>(B)</b>	<b>PUBLIC SHAREHOLDING</b>							
[1]	INSTITUTIONS							
	MUTUAL FUNDS / UTI	0	0	0	0	0	0	0
	FINANCIAL INSTITUTIONS / BANKS	0	0	0	0	0	0	0
	CENTRAL GOVERNMENT / STATE GOVERNMENT(S)	0	0	0	0	0	0	0
	VENTURE CAPITAL FUNDS	0	0	0	0	0	0	0
	INSURANCE COMPANIES	0	0	0	0	0	0	0
	FOREIGN INSTITUTIONAL INVESTORS	0	0	0	0	0	0	0
	FOREIGN VENTURE CAPITAL INVESTORS	0	0	0	0	0	0	0
	QUALIFIED FORE. INVESTOR-CORPORATE	0	0	0	0	0	0	0
	QUALIFIED FORE. INVESTOR-IND	0	0	0	0	0	0	0
	<b>Sub Total</b>	<b>0</b>	<b>0</b>	<b>0</b>	<b>0</b>	<b>0</b>	<b>0</b>	<b>0</b>
[2]	NON-INSTITUTIONS							
	BODIES CORPORATE	52	2151666	2151466	34.56	34.56	0	0
	INDIVIDUAL SHAREHOLDERS HOLDING NOMINAL SHARE CAPITAL UPTO RS. 1 LAKH.	761	395565	386920	6.35	6.35	0	0
	INDIVIDUAL SHAREHOLDERS HOLDING NOMINAL SHARE CAPITAL IN EXCESS OF RS. 1 LAKH	26	637511	637511	10.24	10.24	0	0
	QUALIFIED FORE. INVESTOR-CORPORATE	0	0	0	0	0	0	0
	QUALIFIED FORE. INVESTOR-IND	0	0	0	0	0	0	0
	CLEARING MEMBER	7	4618	4618	0.07	0.07	0	0
	MARKET MAKER	0	0	0	0	0	0	0
	OFFICE BEARERS	0	0	0	0	0	0	0
	NON RESIDENT INDIANS (REPAT)	3	2557	2557	0.04	0.04	0	0
	NON RESIDENT INDIANS (NON REPAT)	0	0	0	0	0	0	0
	FOREIGN COMPANIES	0	0	0	0	0	0	0
	OVERSEAS BODIES CORPORATES	0	0	0	0	0	0	0
	DIRECTORS / RELATIVES	0	0	0	0	0	0	0
	TRUSTS	0	0	0	0	0	0	0
	<b>Sub Total</b>	<b>849</b>	<b>3191917</b>	<b>3183072</b>	<b>51.28</b>	<b>51.28</b>	<b>0</b>	<b>0</b>
	<b>Total (B)</b>	<b>849</b>	<b>3191917</b>	<b>3183072</b>	<b>51.28</b>	<b>51.28</b>	<b>0</b>	<b>0</b>
	<b>Total (A)+(B)</b>	<b>860</b>	<b>6225000</b>	<b>6216155</b>	<b>100</b>	<b>100</b>	<b>0</b>	<b>0</b>
<b>(C)</b>	<b>SHARES HELD BY CUSTODIANS AND AGAINST WHICH DEPOSITORY RECEIPTS HAVE BEEN ISSUED</b>							
	SHARES HELD BY CUSTODIANS	0	0	0	0	0	0	0
	<b>Sub Total</b>	<b>0</b>	<b>0</b>	<b>0</b>	<b>0</b>	<b>0</b>	<b>0</b>	<b>0</b>
	<b>Total (C)</b>	<b>0</b>	<b>0</b>	<b>0</b>	<b>0</b>	<b>0</b>	<b>0</b>	<b>0</b>
	<b>Total (A)+(B)+(C)</b>	<b>860</b>	<b>6225000</b>	<b>6216155</b>	<b>100</b>	<b>100</b>	<b>0</b>	<b>0</b>

GENERATED ON : 08/04/2014

NSDL : 31/03/2014

CDSL : 31/03/2014



**Garnet International Limited**


**II (a) STATEMENT SHOWING DETAILS OF DEPOSITORY RECEIPTS(DRs)**

Sr.No.	NAME OF THE DR HOLDER	NUMBER OF SHARES UNDERLYING OUTSTANDING DRs	SHARES UNDERLYING OUTSTANDING DRs AS A PERCENTAGE OF TOTAL NUMBER OF SHARES {i.e., GRAND TOTAL (A)+(B)+(C) INDICATED IN STATEMENT AT PARA(I)(a) ABOVE }
	<b>Total :</b>	0	0

GENERATED ON : 03/04/2014

NSDL : 31/03/2014

CDSL : 31/03/2014



**Garnet International Limited**


**II (b) STATEMENT SHOWING HOLDING OF DEPOSITORY RECEIPTS (DRs), WHERE UNDERLYING SHARES ARE IN EXCESS OF 1% OF THE TOTAL NUMBER OF SHARES**

Sr. No.	NAME OF THE DR HOLDER	TYPE OF OUTSTANDING DR(ADRs,GDRs, SDRs,etc.)	NUMBER OF SHARES UNDERLYING	SHARES UNDERLYING OUTSTANDING DRs AS A PERCENTAGE OF TOTAL NUMBER OF SHARES{i.e.,GRAND TOTAL (A)+(B)+(C) INDICATED IN STATEMENT
			0	0
	<b>Total :</b>		0	0

GENERATED ON : 03/04/2014

NSDL : 31/03/2014

CDSL : 31/03/2014



Garnet International Limited


I (d) STATEMENT SHOWING DETAILS OF LOCKED - IN SHARES

Sr. No.	NAME OF SHAREHOLDER	NUMBER OF LOCKED-IN SHARES	LOCKED-IN SHARES AS A (%)PERCENTAGE OF TOTAL NUMBER OF SHARES {i.e., GRAND TOTAL (A)+(B)+(C) INDICATED IN STATEMENT AT PARA (I)(a) ABOVE }	Promotor/Promotor Group/Public
		0	0	
<b>Total :</b>		0	0	

GENERATED ON : 03/04/2014

NSDL : 31/03/2014

CDSL : 31/03/2014



## Garnet International Limited


## (I)(b) STATEMENT SHOWING HOLDING OF SECURITIES (INCLUDING SHARES, WARRANTS, CONVERTIBLE SECURITIES) OF PERSONS BELONGING TO THE CATEGORY 'PROMOTER AND PROMOTER GROUP'

Sr. No.	NAME OF THE SHAREHOLDER (II)	NO. OF SHARES HELD (III)	TOTAL SHARES HELD AS a % of GRAND TOTAL (A)+(B)+(C) (IV)	ENCUMBERED SHARES No. (V)	ENCUMBERED SHARES AS A PERCENTAGE (VI)=(V)/(III)*100	ENCUMBERED SHARES AS A % OF GRAND TOTAL (A)+(B)+(C) OF SUB-CLAUSE(I)(a) (VII)		Number of warrants held (VIII)	As a % total number of warrants of the same class (IX)	Number of convertible securities held (X)	As a % total number of convertible securities of the same class (XI)	Total shares (including underlying shares assuming full conversion of warrants and convertible securities) as a % of diluted share capital (XII)
1	RAMA KANT GAGGAR	1020064	16.39	0	0		PAN					16.39
2	EVERGREEN INFOTECH & DATACOM PVT. LTD	500778	8.04	0	0		ABKPG9952C					8.04
3	INDRA GAGGAR	454921	7.31	0	0		AABCE2124P					7.31
4	SURESH GAGGAR	319206	5.13	0	0		AFXPG6916R					5.13
5	SAVITRI DEVI GAGGAR	220150	3.54	0	0		ABLPG3809K					3.54
6	KARTIK GAGGAR	166539	2.68	0	0		ALAPG1279Q					2.68
7	SURESH GAGGAR	145000	2.33	0	0		APZPG2145L					2.33
8	DEVEN J MEHTA	100000	1.61	0	0		AABHS7971P					1.61
9	NAVRATAN GAGGAR	85775	1.38	0	0		AAPPM2122C					1.38
10	JITENDRA JAGGANNATH MEHTA	20650	0.33	0	0		AERPG6628R					0.33
	<b>Total :</b>	<b>3033083</b>	<b>48.72</b>	<b>0</b>	<b>0</b>	<b>0</b>	<b>AAPPM2381K</b>					<b>48.72</b>

GENERATED ON : 08/04/2014

NSDL : 31/03/2014

CDSL : 31/03/2014



## Garnet International Limited


## (I)(C)(i) STATEMENT SHOWING HOLDING OF SECURITIES (INCLUDING SHARES, WARRANTS, CONVERTIBLE SECURITIES) OF PERSONS BELONGING TO THE CATEGORY 'PUBLIC' AND HOLDING MORE THAN 1% OF THE TOTAL NUMBER OF SHARES

SR. NO.	NAME(S) OF THE SHAREHOLDER	NUMBER OF SHARES HELD	SHARES AS A PERCENTAGE OF TOTAL NUMBER OF SHARES {i.e. GRAND TOTAL (A)+(B)+(C) INDICATED IN STATEMENT AT PARA (I)(a) ABOVE }	PAN	NUMBER OF WARRANTS HELD	AS A % TOTAL NUMBER OF WARRANTS OF THE SAME CLASS	NUMBER OF CONVERTIBLE SECURITIES HELD	% W .R.T TOTAL NUMBER OF CONVERTIBLE SECURITIES OF THE SAME CLASS	TOTAL SHARES (INCLUDING UNDERLYING SHARES ASSUMING FULL CONVERSION OF WARRANTS AND CONVERTIBLE SECURITIES) AS A % OF DILUTED SHARE CAPITAL
1	NAVKAR CORPORATION LIMITED	1500000	24.10						24.10
2	RELIGARE FINVEST LTD	305000	4.90						4.90
3	Camelot Enterprises Pvt Ltd	96386	1.55						1.55
4	BLUE SQUARE CORPORATE SERVICES PVT LTD	90811	1.46						1.46
5	NICKUNJ SHAH	62412	1.00	ALVPS2634L					1.00
	<b>Total :</b>	<b>2054609</b>	<b>33.01</b>						<b>33.01</b>

GENERATED ON : 08/04/2014

NSDL : 31/03/2014

CDSL : 31/03/2014



## Garnet International Limited

(I)(c)(II) STATEMENT SHOWING HOLDING OF SECURITIES (INCLUDING SHARES, WARRANTS, CONVERTIBLE SECURITIES) OF PERSONS (TOGETHER WITH PAC) BELONGING TO THE CATEGORY 'PUBLIC AND HOLDING MORE THAN 5% OF THE TOTAL NUMBER OF SHARES OF THE COMPANY

SR. NO.	NAME(S) OF THE SHAREHOLDER(S) AND THE PERSONS ACTING IN CONCERT(PAC) WITH THEM	NUMBER OF SHARES	SHARES AS A PERCENTAGE OF TOTAL NUMBER OF SHARES (i.e. GRAND TOTAL (A)+(B)+(C) INDICATED IN STATEMENT AT PARA (I)(a) ABOVE }	PAN	NUMBER OF WARRANTS HELD	AS A % TOTAL NUMBER OF WARRANTS OF THE SAME CLASS	NUMBER OF CONVERTIBLE SECURITIES HELD	% W .R.T TOTAL NUMBER OF CONVERTIBLE SECURITIES OF THE SAME CLASS	TOTAL SHARES (INCLUDING UNDERLYING SHARES ASSUMING FULL CONVERSION OF WARRANTS AND CONVERTIBLE SECURITIES) AS A % OF DILUTED SHARE CAPITAL
1	NAVKAR CORPORATION LIMITED	1500000	24.10						24.10
	Total :	1500000	24.10						24.10

GENERATED ON : 08/04/2014

NSDL : 31/03/2014

CDSL : 31/03/2014

