

(I) (a) Statement showing Shareholding Pattern

Name of the Company: Garnet International Limited			
Scrip Code, Name of the scrip, class of security:		BSE- , NSE- ; Equity	
Quarter ended:		30 th June, 2013	
Partly paid-up shares:-	No. of partly paid-up shares	As a % of total no. of partly paid-up shares	As a % of total no. of shares of the company
Held by Promoter / Promoter Group	0	0.0000	0.0000
Held by public	0	0.0000	0.0000
Total	0	0.0000	0.0000
Outstanding convertible securities:-	No. of outstanding securities	As a % of total No. of outstanding convertible securities	As a % of total no. of shares of the company, assuming full conversion of the convertible securities
Held by Promoter / Promoter Group	0	0.0000	0.0000
Held by public	0	0.0000	0.0000
Total	0	0.0000	0.0000
Warrants:-	No. of warrants	As a % of total no. of warrants	As a % of total no. of shares of the company, assuming full conversion of warrants
Held by Promoter / Promoter Group	0	0.0000	0.0000
Held by public	0	0.0000	0.0000
Total	0	0.0000	0.0000
Total paid-up capital of the company assuming full conversion of warrants and convertible securities		6225000	




Category Code (I)	Category of shareholder (II)	Number of shareholders (III)	Total number of shares (IV)	Number of shares held in dematerialised form (V)	Total shareholding as a percentage of total number of		Shares pledged or otherwise encumbered	
					As a percentage of (A+B) (VI)	As a percentage of (A+B+C) (VII)	Number of shares (VIII)	As a percentage (IX) = (VIII)/(IV)*100
(A)	Promoter and Promoter Group							
1	Indian							
(a)	Individuals/Hindu Undivided Family	9	2,299,707	2,299,707	36.9431	36.9431	0	0.0000
(b)	Central Government/State Government(s)				0.0000	0.0000	0	0.0000
(c)	Bodies Corporate	1	500,778	500,778	8.0446	8.0446	0	0.0000
(d)	Financial Institutions / Banks	0	0	0	0.0000	0.0000	0	0.0000
(e)	Any Other (specify)	0	0	0	0.0000	0.0000	0	0.0000
	Sub Total (A)(1)	10	2800485	2800485	44.9877	44.9877	0	0.0000
2	Foreign							
(a)	Individuals (Non-Resident Individuals/Foreign Individuals)	0	0	0	0.0000	0.0000	0	0.0000
(b)	Bodies Corporate	0	0	0	0.0000	0.0000	0	0.0000
(c)	Institutions	0	0	0	0.0000	0.0000	0	0.0000
(d)	Qualified Foreign Investors	0	0	0	0.0000	0.0000	0	0.0000
(e)	Any Other (specify)	0	0	0	0.0000	0.0000	0	0.0000
	Sub Total (A)(2)	0	0	0	0.0000	0.0000	0	0.0000
	Total Shareholding of Promoter and Promoter Group (A)=(A)(1)+(A)(2)	10	2800485	2800485	44.9877	44.9877	0	0.0000
(B)	Public shareholding							
1	Institutions							
(a)	Mutual Funds/UTI	0	0	0	0.0000	0.0000		
(b)	Financial Institutions / Banks	0	0	0	0.0000	0.0000		
(c)	Central Government/State Government(s)	0	0	0	0.0000	0.0000		
(d)	Venture Capital Funds	0	0	0	0.0000	0.0000		
(e)	Insurance Companies	0	0	0	0.0000	0.0000		
(f)	Foreign Institutional Investors	0	0	0	0.0000	0.0000		
(g)	Foreign Venture Capital Investors	0	0	0	0.0000	0.0000		
(h)	Qualified Foreign Investors	0	0	0	0.0000	0.0000		
(i)	Any Other (specify)	0	0	0	0.0000	0.0000		
	Sub Total (B) (1)	0	0	0	0.0000	0.0000		



2	Non-institutions							
(a)	Bodies Corporate	58	2163014	2162814	34.7472	34.7472	-	-
(b) (i)	Individuals - shareholders holding nominal share capital up to Rs 1 Lakh	740	375210	366585	6.0275	6.0275	-	-
(ii)	Individual shareholders holding nominal share capital in excess of Rs. 1 Lakh	26	677140	677140	10.8778	10.8778	-	-

Category code	Category of shareholder	Number of shareholders	Total number of shares	Number of shares held in dematerialised form	Total shareholding as a percentage of total number of		Shares pledged or otherwise encumbered	
					As a percentage of (A+B)	As a percentage of (A+B+C)	Number of shares	As a percentage (IX) = (VIII)/(IV)*100
(I)	(II)	(III)	(IV)	(V)	(VI)	(VII)	(VIII)	(IX)
(c)	Qualified Foreign Investors	0	0	0	0.0000	0.0000	-	-
(d)	Any Other							
i	Non Resident Indians (Repat)	4	198886	198886	3.1950	3.1950	-	-
ii	Non Resident Indians (Non Repat)	0	0	0	0.0000	0.0000	-	-
iii	Overseas Bodies Corporate	0	0	0	0.0000	0.0000	-	-
iv	Clearing Member	7	10265	10265	0.1649	0.1649	-	-
v	Directors / Relatives	0	0	0	0.0000	0.0000	-	-
vi	Trusts	0	0	0	0.0000	0.0000	-	-
	Sub Total (B)(2)	835	3424515	3415690	55.0123	55.0123	-	-
	Total Public Shareholding Public Group (B)=(B)(1)+(B)(2)	835	3424515	3415690	55.0123	55.0123	NA	NA
	Total (A)+(B)	845	6225000	6216175	100.0000	100.0000		
(C)	Shares held by custodians and against which Depository Receipts have been issued							
i	Promoter and Promoter group	0	0	0	0.0000	0.0000	0	0.0000
ii	Public	0	0	0	0.0000	0.0000	0	0.0000
	Sub Total (C)	0	0	0	0	0	0	0
	GRAND TOTAL (A)+(B)+(C)	845	6225000	6216175	100.0000	100.0000	0.0000	0.0000



(I)(b) Statement showing holding of securities (including shares, warrants, convertible securities) of persons belonging to the category "Promoter and Promoter Group"

Sr. No.	Name of the shareholder	Details of Shares held		Encumbered shares			Details of warrants		Details of convertible securities		Total shares (including underlying shares assuming full conversion of warrants and convertible securities) as a % of diluted share capital
		Number of shares held	As a % of grand total (A)+(B)+(C)	No.	As a percentage	As a % of grand total (A)+(B)+(C) of sub-clause (I)(a)	Number of warrants held	As a % total number of warrants of the same class	Number of convertible securities held	As a % total number of convertible securities of the same class	
(I)	(II)	(III)	(IV)	(V)	(VI)=(V)/(II)*100	(VII)	(VIII)	(IX)	(X)	(XI)	(XII)
1	Ramakant Gaggar	907,063	14.5713	0	0.00	0.00	0	0	0	0	14.57129317
2	Evergreen Infotech & Datacom Pvt Ltd	500,778	8.0446	0	0.00	0.00	0	0	0	0	8.044626506
3	Indra Gaggar	454,921	7.3080	0	0.00	0.00	0	0	0	0	7.307967871
4	Suresh Gaggar	319,206	5.1278	0	0.00	0.00	0	0	0	0	5.127807229
5	Savitri Devi Gaggar	164,200	2.6378	0	0.00	0.00	0	0	0	0	2.637751004
6	Suresh Gaggar	145,000	2.3293	0	0.00	0.00	0	0	0	0	2.329317269
7	Deven J Mehta	100,000	1.6064	0	0.00	0.00	0	0	0	0	1.606425703
8	Navratan Gaggar	85,775	1.3779	0	0.00	0.00	0	0	0	0	1.377911647
9	Ramakant Gaggar	72,025	1.1570	0	0.00	0.00	0	0	0	0	1.157028112
10	Kartik Gaggar	51,517	0.8276	0	0.00	0.00	0	0	0	0	0.827582329
	TOTAL	2,800,485	44.9877	0	0.0000	0.0000	0	0	0	0	44.98771084




Statement showing holding of securities (including shares, warrants, convertible securities) of persons belonging to the category "Public" and holding more than 1% of the total number of shares


Sr. No.	Name of the shareholder	Number of shares held	Shares as a percentage of total number of shares i.e., Grand Total (A)+(B)+(C) indicated in Statement at para (I)(a) above	Details of warrants		Details of convertible securities		Total shares (including underlying shares assuming full conversion of warrants and convertible securities) as a % of diluted share capital
				As a % total number of warrants of the same class	Number of warrants held	% w.r.t total number of convertible securities of the same class	Number of convertible securities held	
1	NAV KAR CORPORATION LTD	1500000	24.0964	0	0	0	0	24.09638554
2	RELIGARE FINVEST LTD	305000	4.8996	0	0	0	0	4.899598394
3	BALRAM CHAINRAI	196329	3.1539	0	0	0	0	3.153879518
4	JM FINANCIAL SERVICES LIMITED	98998	1.5903	0	0	0	0	1.590329317
5	BLUE SQUARE CORPORATE SERVICES PVT LTD	90811	1.4588	0	0	0	0	1.458811245
6	NAND KISHORE SHARMA	74600	1.1984	0	0	0	0	1.198393574
	TOTAL	2265738	36.3974	0	0	0	0	36.39739759

Statement showing holding of securities (including shares, warrants, convertible securities) of persons (together with PAC) belonging to the category "Public" and holding more than 5% of the total number of shares of the company

Sr. No.	Name(s) of the shareholder(s) and the Persons Acting in Concert (PAC) with them	Number of shares	Shares as a percentage of	Details of warrants	Details of convertible securities
---------	---	------------------	---------------------------	---------------------	-----------------------------------



	total number of shares (i.e., Grand Total (A)+(B)+(C) indicated in Statement at para (I)(a) above;	Number of warrants	As a % total number of warrants of the same class	Number of convertible securities held	% w.r.t total number of convertible securities of the same class	Total shares (including underlying shares assuming full conversion of warrants and convertible securities) as a % of diluted share capital
1 NAVKAR CORPORATION LTD	1500000	24.0964	0	0	0	24.09638554
TOTAL	1500000	24.0964				




(I)(d) Statement showing details of locked-in shares

Sr. No.	Name of the shareholder	Number of Locked in Shares	Locked-in shares as a percentage of total number of shares {i.e., Grand Total (A)+(B)+(C) indicated in Statement at para (I)(a) above}
1	NIL	NIL	NIL
	TOTAL	NIL	NIL



(II)(a) Statement showing details of Depository Receipts (DRs)				
Sr. No.	Type of outstanding DR (ADRs, GDRs, SDRs, etc.)	Number of outstanding DRs	Number of shares underlying outstanding DRs	Shares underlying outstanding DRs as a percentage of total number of shares {i.e., Grand Total (A)+(B)+(C) indicated in Statement at para (I)(a) above}
1	NIL	NIL	NIL	NIL
TOTAL		NIL	NIL	NIL



Statement showing holding of Depository Receipts (DRs), where underlying shares held by "Promoter/ Promoter Group" are in excess of 1% of the total number of shares

(II) (b)

Sr. No.	Name of the DR Holder	Type of outstanding DR (ADRs, GDRs, SDRs, etc.)	Number of shares underlying outstanding DRs	Shares underlying outstanding DRs as a percentage of total number of shares [i.e., Grand Total (A)+(B)+(C) indicated in Statement at para (I)(a) above]
1	NIL	NIL	NIL	NIL
	TOTAL	NIL	NIL	NIL

